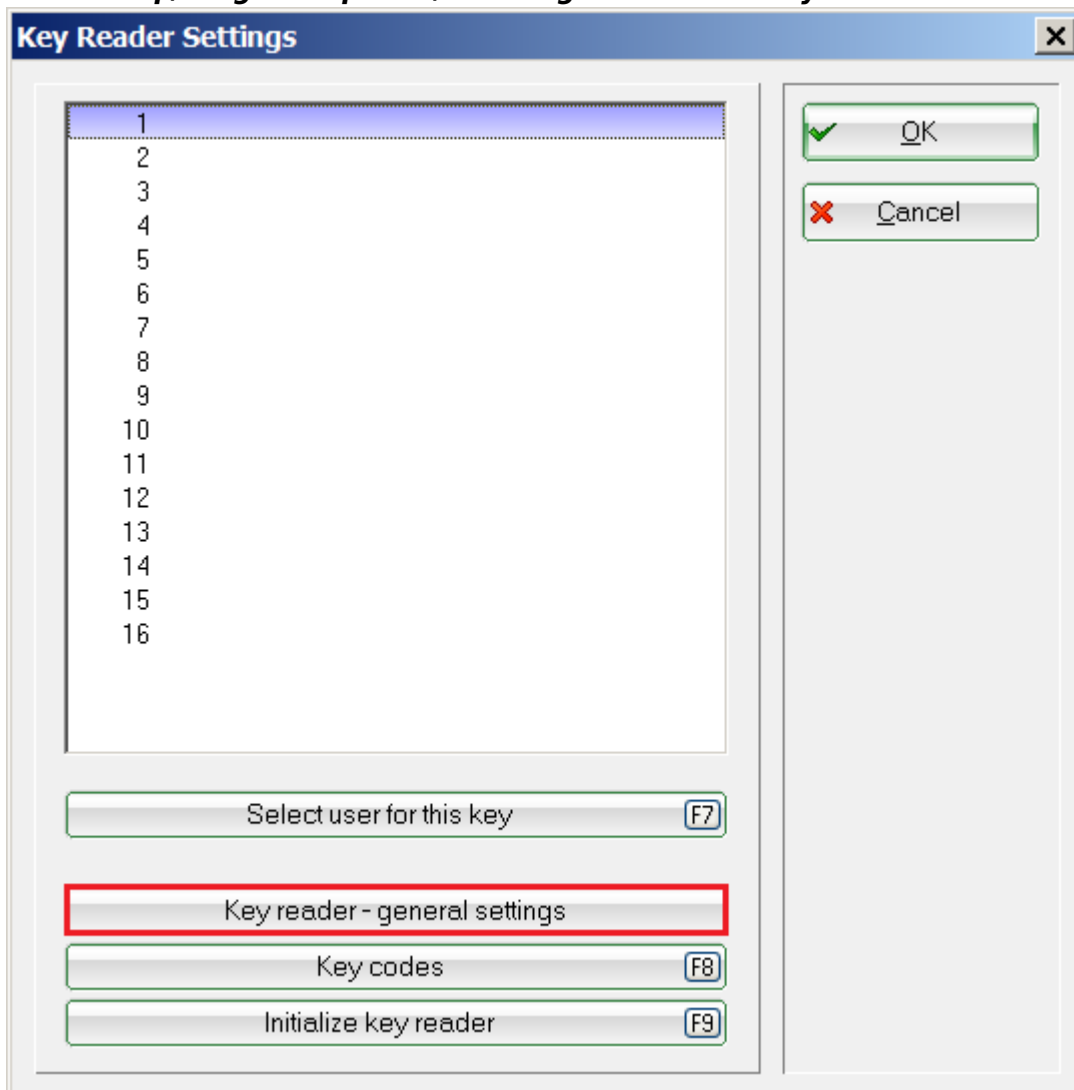


# Cash register - user names

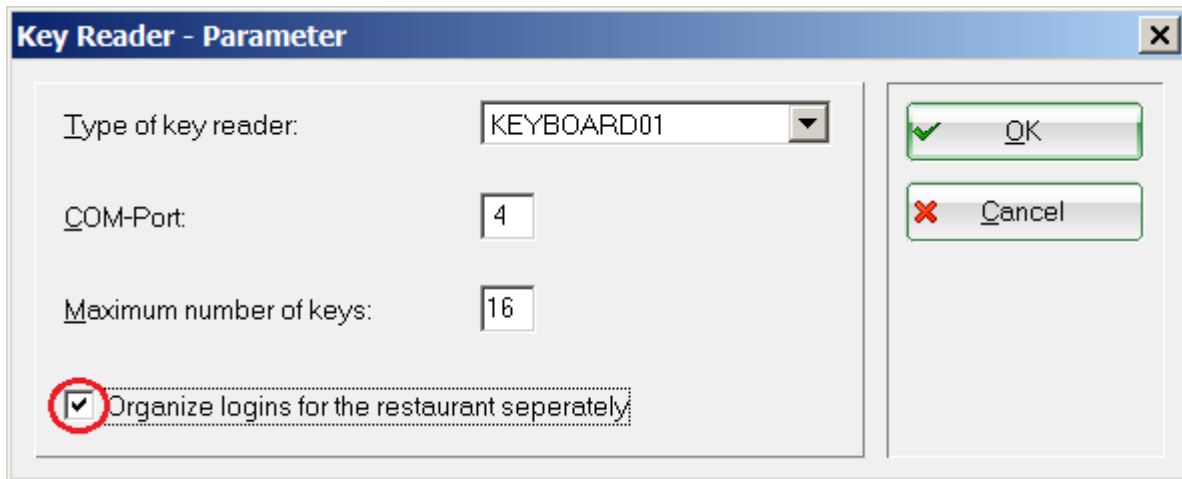
This feature allows you to quickly change the waiters' names when you work with seasonal workers or with „waiters for hire“ for events. You will need more rights in PC CADDIE than just booking and cashiering, but you do not need supervisor rights as it is the case with Password management.

For a better overview, it is advisable that you only use the GASTRO view. There are two things you need to do:

1. Go to **Setup/Program Options/Cash register - users-key.**



Press the button **Key-reader - general settings.**



**Key Reader - Parameter**

Type of key reader: KEYBOARD01

COM-Port: 4

Maximum number of keys: 16

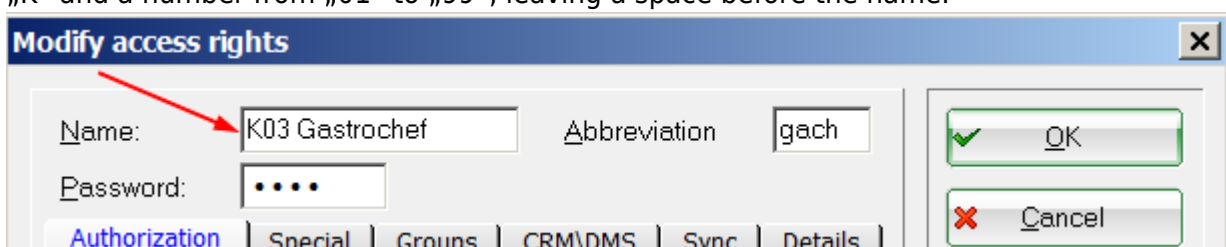
Organize logins for the restaurant separately

OK

Cancel

You must check this box. The other settings remain unchanged. Close the window with **OK**.

2. Go to **Setup/Password Management** and put in front of the names of the restaurant staff a „K“ and a number from „01“ to „99“, leaving a space before the name.



**Modify access rights**

Name: K03 Gastrochef Abbreviation: gach

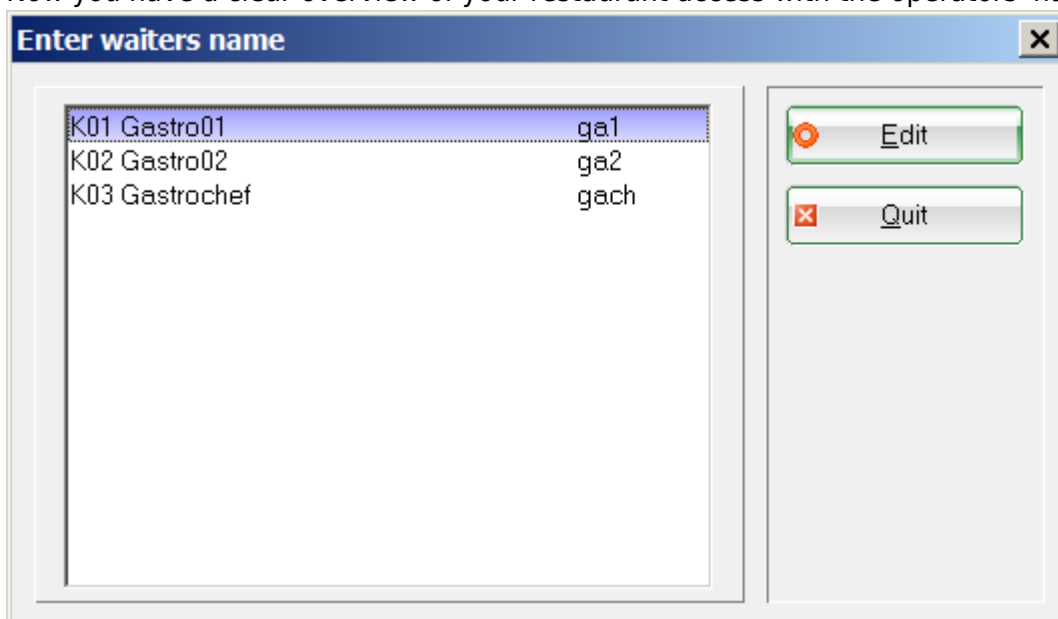
Password: .....

Authorization | Special | Groups | CRM\DMS | Sync | Details

OK

Cancel

Now you have a clear overview of your restaurant access with the operators' names.



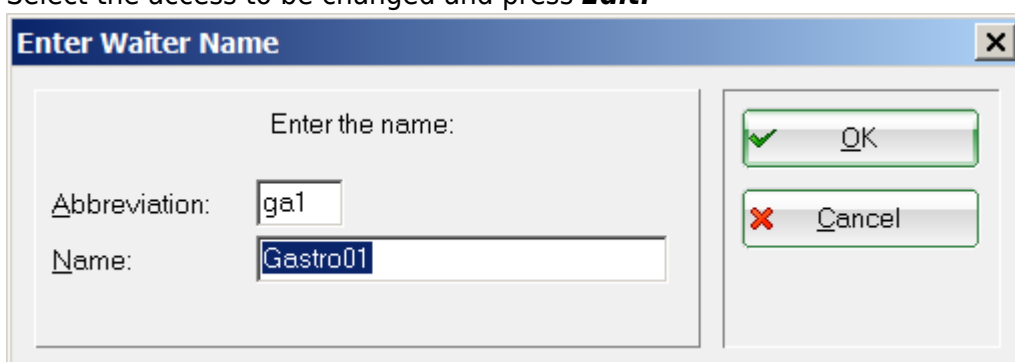
**Enter waiters name**

K01 Gastro01	ga1
K02 Gastro02	ga2
K03 Gastrochef	gach

Edit

Quit

Select the access to be changed and press **Edit**.



**Enter Waiter Name**

Enter the name:

Abbreviation: ga1

Name: Gastro01

OK

Cancel

This automatically opens the correct field where you can change the name. K01-K99 is not shown in this window. Confirm your changes and close the dialog with **OK**.



Please change the abbreviations only after consultation with PC CADDIE Support.