

RPR Scorecard

Germany and Switzerland



players can also submit handicap-relevant results outside of tournaments with so-called RPR rounds (registered private rounds). handicap-relevant results. An RPR is either an 18-hole round or a 9-hole round. a 9-hole round.

An RPR round can be played in any country, as long as the player can register for the RPR at the respective club, even abroad.

If this is not the case, the player is obliged to register the RPR he plans to play abroad at his home club beforehand.

RPR results from PC CADDIE are sent via the intranet if the countries are connected. Results for players with a foreign home club should be confirmed and sent to the player so that he can announce the result in his home club, even if the association does not have an international interface to the recipient country.

PC CADDIE always checks the requirements automatically before printing an RPR scorecard.

Currently there must be one player and one counter. **Results for a course maturity test should also be entered as RPR.**

PC CADDIE prints an RPR score card for the player, on which the player and counter are entered. To do this, select **Handicaps/Drucken/RPR-Scorekarte:**

In this input mask you can select the **type** of the scorecard, the **course** and above all the **player** and the **counter** also the **number of holes 9 or 18** and the counter. Please note the individual points:



Scorekarte Registrierte Privatrunde ? X

Typ: 4: Rahmen/Farbe



Titel: RPR-Scorekarte - <DATUM>

Info 1:

Info 2:



Platz: 9001.1.1.6 Sonnenschein - AB 1-18  

▶ Abschlag-Grenzen definieren

Spieler: quro Quickert, Rosemarie  

Abschlag: Abschlag automatisch wählen

Hcp-Verteilung als Striche drucken

Zähler: hean Hertel, Andrea  

Abschlag: Abschlag automatisch wählen

Datum: 25.10.21 Zeit: 13:00 Uhr

Lochzahl: 18

Anzahl: 1 Scorekarte(n)

RPR: ☒ Registrierte Privatrunde
☐ Für Spieler und Zähler erzeugen
☐ Elektronische Scorekarte

Drucken F8

Auswurf

Einstellen

Ende

- Is it the right scorecard layout?
- Select the course, for a 9-hole scorecard also the rated 9-hole course! This is important so that the handicap is suitable for 9 holes (analogue to the 9-hole tournament).
- By default, the handicap lines are printed for players and counters as set in „Define tee limits“. If you set the tee individually instead of „Automatic tee“, the default tees set in „Define tee limits“ are ignored.
- Enter the player

keine Striche

Hcp-Verteilung als Striche drucken

Maximum Score drucken

- Select the representation of the strokes
- Select the counter
- Enter a start time
- You should also enter here **whether it should be a 9-hole result or an 18-hole result**. PC CADDIE makes different entries in the round history for the calculation with the print directly.
- Ticking „Registered private round“ ensures that an entry is created in the round history in which the result is later entered.
- „Create for player and counter“ ensures that you can print both scorecards directly one after the other if the player and counter have registered for an RPR!

- „Electronic scorecard“: Read under [QeSC](#) (Germany only)

TIP If you have accidentally filled in the number of holes incorrectly, it is best to print a new scorecard on the screen again, then the entry in the round history will be corrected.

RPR check function



As soon as all points are filled appropriately, go to **Print** and the requirements for the registered private round are automatically checked and displayed by PC CADDIE. Anyone who has an HCP index can be a counter.

 A screenshot of a software window titled "RPR-Scorekarte". The window contains the following text:

Für eine RPR-Scorekarte müssen die folgenden Bedingungen erfüllt sein. Achten Sie auf die Punkte, die nicht mit OK gekennzeichnet sind!

- Spieler muss eine Handicap OK
ab einschließlich (unbeschränkt) haben
- Der Zähler muss eingetragen sein OK
und ein Handicap bis 54,0 haben

Mit dieser Funktion wird automatisch ein Eintrag im Handicap-Stammblatt erstellt, bei dem später das Ergebnis eingetragen wird!

 On the right side of the window, there are two buttons: "Drucken" (with a printer icon) and "Abbruch" (with a red X icon).

Make sure that „OK“ is displayed for both points.

If here no „OK“ here, you should consider whether the player is possibly playing a round for the first time to obtain a handicap index; the counter may also be a pro if it is the result for a course maturity test.

If everything is OK, print the scorecard. The entry in the result history for the result entry is also created.

RPR for course maturity

If you want to enter the course rating very quickly, follow the link =>[here](#)

If the special round entry in the DGV portal does not work, continue as follows:

Always create your member first and transfer it to the INTRANET.

The DGV provides a separate „place“ for PR. Download this directly at [PR Place 9100](#)

You enter a PR (course licence) in the 2nd step with an [RPR](#) (private round).

Enter the result for the RPR as described: [Enter result for PR with DGV course 9100](#)

Every round that is played to obtain the course licence should also be submitted to the association.

If you enter a player for the RPR scorecard (private round) who does not yet have an HCP index, PC CADDIE recognises this and asks you whether a course maturity round should be submitted:

RPR for electronic scoring

Regardless of whether you use QeSc or eScoring, the procedure is the same and is described [=>described here](#).

Children's golf badge GOLD



PC CADDIE also recognises when you want to print an RPR scorecard for a child without an HCP index and asks you accordingly what type of result you want to generate:

Kindergolf-Abzeichen / PR-Scorekarte

Dieser Spieler hat noch keinen Handicap-Index!

Soll für diesen Spieler jetzt eine Scorekarte für das Kindergolf-Abzeichen Gold oder eine PR-Scorekarte gedruckt werden?

Kindergolf-Abzeichen Gold

PR-Scorekarte drucken

Abbruch

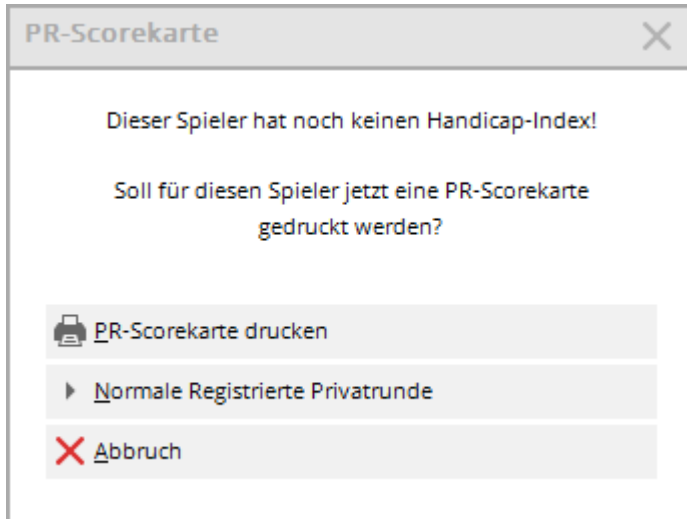
You can enter children's golf badges BRONZE and SILVER for local information via „Handicap result history“. For children without an HCPI, you can do this via „Determination“.

RPR Recognition of HCP

If a player does not have an HCP index on the intranet because, for example

- has moved from a country that is not connected to the intranet,
- has taken a break from golf for years,
- he was last deactivated due to a „passive membership“ with regard to handicap,

then the player (if he has a membership in a golf club) can play a normal private round in order to have an HCP index calculated.



RPR for Pro

Read more about data maintenance for Pros under: [Pro with and without HCPI](#)

A pro who wishes to submit an RPR round for the first time in order to have a handicap index maintained must be a member of a club.

Please also enter an HCPI of 0.0 for the pro before submitting the RPR scorecard. erstellen:

The RPR result notification is sent to the association and a current HCPI value can be determined. This is then provided by the association the following day by means of an HCPI enquiry, as is the case for amateurs.

Name

Suchkürzel

abki

Nr.

049.9001.075946

Nr. wählen

Titel

Briefanrede

Vorname

Kirsten

Nachname

Event

Kasse

Timetable

Intranet

Merkmale

Adresse

2. Adresse

Zahlung

Infos

Memo

Handicap-Index

0,0P

Pro - Details

Heimatclub

2212

Golf-Club Hamburg Wendlohe e.V.

Note for foreign home club

If you want to print an RPR scorecard for a player with a foreign home club, you will receive the following message.

In principle, an RPR result is only automatically transmitted to another country if there is an international interface between the golf associations and the RPR from abroad is recognised.

Remember to send a printed copy of the result to a player with a foreign home club as a precaution!

RPR-Scorekarte für Gast aus dem Ausland

Für den Spieler ist ein Club aus dem Ausland hinterlegt!

Bitte beachten Sie, dass in einigen Ländern im Ausland erspielte RPR-Resultate NICHT anerkannt werden.

Prüfen Sie diesbezüglich unbedingt die konkreten Regelungen der Golfverbände!

Trotzdem eine RPR-Scorekarte drucken

Abbruch

Enter RPR result

Detailed instructions for entering RPR results can be found in the chapter [Entering RPR results](#).

When an RPR scorecard is printed, PC CADDIE automatically creates an entry in the player's round history. You enter the result here. If you have made the entry by mistake, you can also cancel this entry with the „Cancel“ button on the right. However, this has no effect if you have already sent the result to the intranet.

Ergebnis-Historie

Kunz, Stefanie (113994)

Vorgabe: 35,0

Gut Kaden, GLC

keine Hcp-Führung

20.08.20

Datum	WN5P	Exact	Bemerkung	Net./Pl.	Brü./Pl.
20.08.20	--		Person erfasst		Vorgabenfestlegung
20.08.20	35,0		Änd. (20.08.20-16:26:19)		Vorgabenfestlegung
27.08.20	94	35,0	9-RPR RPR: Quickert, Rosemarie	40	18

←

≡

→

...

+ Ergebnis

Ändern F7

several RPR on the same day

There are no restrictions on how many registered private rounds may be played. Only one RPR before the competition on the same course would be „practising before the round“ and not permitted.

For PC CADDIE to play multiple RPRs for **the same player** for the same player on the same day, it is imperative that the **start times** of the RPR are entered appropriately early and late (at least 2 hours apart for e.g. 9 holes). Only then will you receive 2 RPR entries on the same day.

Scorekarte Registrierte Privatrunde

?

×

Typ: 4: Rahmen/Farbe

Titel: RPR-Scorekarte - <DATUM>

Info 1:

Info 2:

Platz: 9001.1.1.6

Sonnenschein - AB 1-18

☰

⋮

▶ Abschlag-Grenzen definieren

Spieler:

☰

⋮

Abschlag:

Abschlag automatisch wählen

▼

Hcp-Verteilung als Striche drucken

▼

Zähler:

☰

⋮

Abschlag:

Abschlag automatisch wählen

▼

Datum: 25.10.21

Zeit: Uhr

Lochzahl: 18

Anzahl: 1

Scorekarte(n)

RPR:

☒ Registrierte Privatrunde
 ☐ Für Spieler und Zähler erzeugen
 ☐ Elektronische Scorekarte

Drucken

F8

Auswurf

Einstellen

Ende

Incorrect RPR scorecard printed

If, for example, you have printed a 9-hole RPR scorecard instead of an 18-hole RPR scorecard, you do not need to cancel the entry in the round history. Instead, simply print out a new matching RPR scorecard with the same time. The unnecessary entry will be overwritten in the round history!

RPR/EDS played abroad

For private rounds or EDS rounds that were played abroad, do not use the print function for an RPR/EDS scorecard, but enter them like all other [foreign results](#)!

Never use the RPR function, because then the foreign result will not be accepted by the DGV server, as „domestic tournament numbers“ are created for private rounds (DGV specifications).

Special features Switzerland



General

Information that applies to both Germany and Switzerland can be found [here](#).

Only the special features for Switzerland are explained below. The rules apply to golfers with a home club that is affiliated to the ASG.

***No special features are currently known for the World Handicap System from 2021!
As of 11 November 2020, it is not yet known when exactly Switzerland will switch to WHS,
so we are leaving the documentation on EDS up to date.***

You can find the regulations for Switzerland at

<http://www.asg.ch/asg/handicap.cfm>



Special features Germany

Information that applies to both Germany and Switzerland can be found [here](#).

Only the special features for Germany are explained below.

RPR and QeSC



Please read our page for competitions on [Qualified electronic scorecard](#)
Click here to go directly to [RPR with QeSC - Scorecard printing function](#)

Alternatively, RPR can also be processed with a betting game: **[RPR with QeSC - process with betting game](#)**

Enter PR course licence

Download the latest PC CADDIE version 2021b.

The player must be a member of a golf club so that a result can be sent to INTRANET.

If a course licence is to be transferred to the intranet without the player currently having a new result, the DGV has provided a separate „course“ on the intranet, which should then be used for the private round. The course can be loaded under DGV club no. 9100.

Read how you can load the course ⇒ [here](#)

Select this course when printing the RPR scorecard (screen is sufficient):

Scorekarte Registrierte Privatrunde

Typ: 4: Rahmen/Farbe

Titel: RPR-Scorekarte - <DATUM>

Info 1:

Info 2:

Platz: 9100.1.1.1 PR Platz

Abschlag-Grenzen definieren

Spieler:

Abschlag: Abschlag automatisch wählen

Hcp-Verteilung als Striche drucken

Zähler:

Abschlag: Abschlag automatisch wählen

Datum: 25.10.21 Zeit: Uhr

Lochzahl: 18

Anzahl: 1 Scorekarte(n)

RPR: ☒ Registrierte Privatrunde
☐ Für Spieler und Zähler erzeugen
☐ Elektronische Scorekarte

Drucken F8

Auswurf

Einstellen

Ende

Enter the result for the RPR as described: [Enter result for PR with DGV place 9100](#)

You can find further information on processing private rounds at [RPR](#)

If you have a result that has been played on your course, you can of course use your course to process the PR-RPR.

Special features Austria



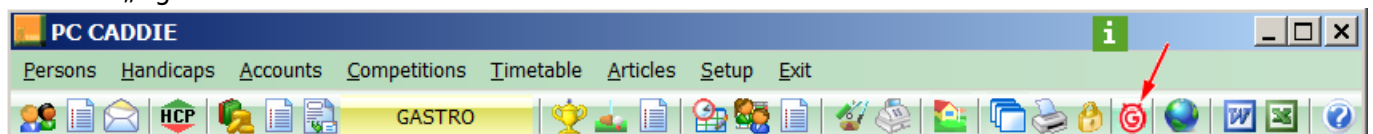
***The introduction of the World Handicap System will come in the first months of 2021 !!!
The documentation will be adapted in due course !***

Enter EDS directly in the admin

Now also possible via PCADDIE

In Austria, EDS scores are entered directly at the Austrian Golf Association. The ÖGV maintains the complete handicaps for all golfers in Austria. [ÖGV handicap system](#)
Explanations on EDS at the ÖGV: [EDS](#)

In PC CADDIE you can go directly to the admin area of your golf club by clicking on the ÖGV button with the „right mouse button“:



There you will find the menu for entering EDS rounds.

MSN Deutschland – mit H... x Vorgabensystem | Golf.de x EDS-Scorekarte [PCCadd

www.golf.at/admin/index.asp

Admin-Bereich GOLF.AT

Benutzer: Testclub PC Caddie

Aktuelle Informationen

➤ **20.1.2015 ÖGV Zugangsdaten für den mygolf Be**

Wir haben mit Jahresanfang 2015 die Verwaltung der myg Passwörter verschlüsselt gespeichert werden.
➤ mehr...

➤ **19.1.2015 _ÖGV-JB 2015, Liefermenge**

Handbuch des Öst. Golf-Verbandes, Liefermengen
33% Ihrer Mitgliederzahlen....
➤ mehr...

➤ **12.11.2014_Bespielbarkeit Ihrer Golfanlage**

Bitte vergessen Sie nicht....
➤ mehr...

➤ **4.11.2014_ÖGV-Karte 2015**

Bestelltermine, Spielrechtekennzeichnung, uvm.
➤ mehr...

EDS for members and guests from Germany

EDS are permitted for own members and also for guests from Germany if the home club has given its consent

and the requirements according to the [ÖGV EDS regulations](#) are fulfilled.

If both you as the organising club and the guest's home club have agreed to allow EDS for guests, you can process the EDS directly in PC CADDIE. The results are transmitted to INTRANET in the same way as competition results.

The process works in the same way as in Switzerland and Germany. Read more =>[here](#)

Link the RPR scorecard directly to the item in the checkout

This extremely helpful function applies to all the countries listed above. You have the option of linking the RPR item directly to the RPR scorecard in the checkout. Please note that the text field in the

article must contain the command <RPR> is included in the text field.

<RPR> Karte

Artikel

Artikel-Nr.

rpr

0005

Fibu-Konto:

Bezeichnung

<RPR> Karte

Kennung

Gruppe

GF

Greenfee

Neu Gruppe

Lösch.

Farbschema

+ Neu

Bearbeiten

Größensch.

TAGE

Tage

+ Neu

Bearbeiten

Preise / Mengen

Status

Normal

Einheit

1

Stück

Kalkulation

MwSt:

19,0

%

☐ kein Rabatt

Farben / Größenkombination

+ Neu F2

Löschen

Mo.-Fr.

30,00

0,00

Sa/So/FT

50,00

0,00

EK (netto)

0,00

EK (effektiv)

0,00

VK (brutto)

30,00

Marge: 100,00 %

☐ Bestandsführung

Mindest-Bestand

Bestand

0

Bestellt

0

Individualisierung

Einkauf

Lieferant

Best.Nr.:

Barcode:

Packungs-Einheit

Rabatt

0

If you tap the item in the checkout, the RPR scorecard appears directly

www.pccaddie.com

gedruckt am: 2025/07/04 14:37
13 von 14

Kasse

Test

Kunden

Verkauf

Timetable

Administration

Hoppel, Harry (18,3)

GFMD_Erwach

GFMD_Erwach

GFMD_Jugend

GFMD_Jugend

Sonn/Feiertag

Wochentags

Sonn/Feiertag

Werktags

Scorekarte

Registrierte Privatmiete

Typ:

4 Bahnenkarte

Teil:

RF-Scorekarte - <04/Um>

Info 1:

Info 2:

Platz:

001.1.1.6

Sonnenstein - AB 1-18

Abrechnung definieren

Spieler:

hoppel, Harry

Abrechnung:

Abrechnung automatisch wählen

Abrechnung als Karte drucken

Zähler:

1

Abrechnung:

Abrechnung automatisch wählen

Datum:

28.10.21

Uhr:

18

Anzahl:

1

Scorekarte(n)

RFK:

Registrierte Privatmiete

Für Spieler und Zähler eintragen

Elektronische Scorekarte

Drucken

Drucken

Drucken

Neu

GF

Token

Miete

Greenfee

7

8

9

←

4

5

6

+

1

2

3

−

#

0

.

✓

Entf.

Edit

Total:

0,00

Saldo:

0,00

rpr

1

Ausbuchen

Konto

As soon as this is printed, the amount appears as normal in the cash register for payment.

www.pccaddie.com

gedruckt am: 2025/07/04 14:37
14 von 14