

Import tournaments

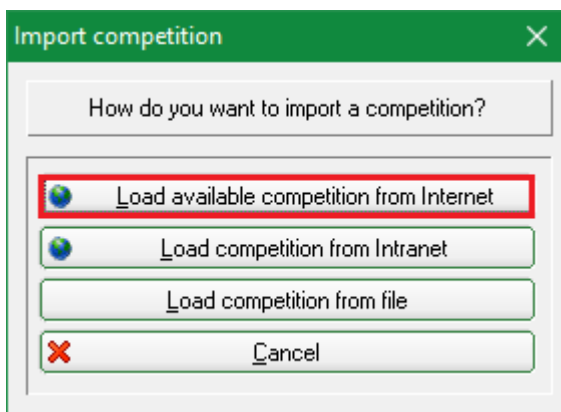
Importing a tournament is only possible if the tournament was previously [exported](#).

Import from PC CADDIE Server

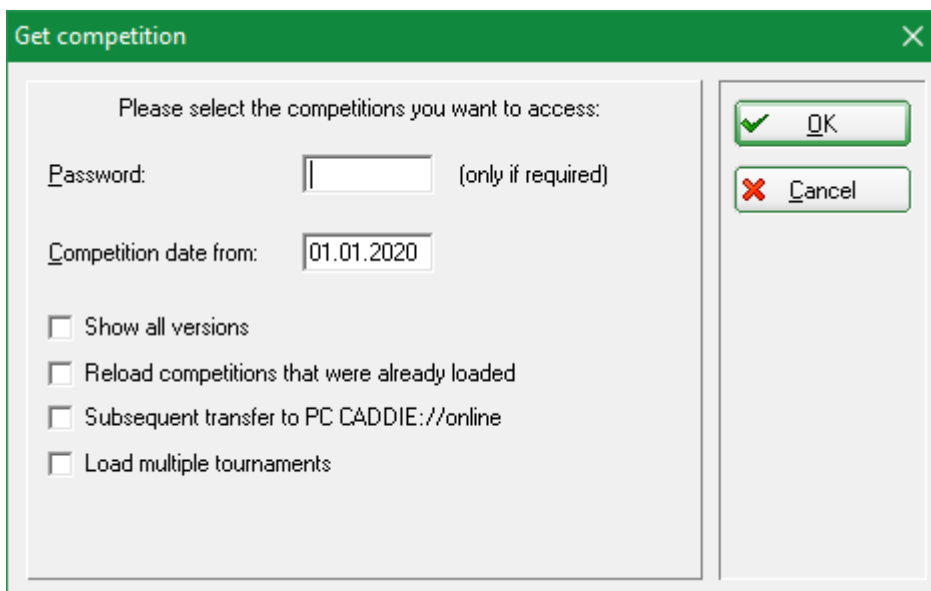


PC CADDIE has to be installed at both sides (export and import).

You can import the tournament as soon as you know that another PC CADDIE club has exported it for you to the PC CADDIE server. Select **Competition/Import tournament** and click on **Load available competition from internet**.



The following window opens; click **OK** (no password needed).



Now you see a list of all available tournaments.

| Name | Date | Changes | ID |
|--|----------|--------------------------|--------|
| Sempach - 4. CLUB GOLF Tournament Week - 4. Tag (Sempach Lakeside) | 25.07.19 | 18.03.2020 20:10 0410103 | 328493 |
| Steffis QeSC Wartemodus (Mainzer Golfclub 1-18 (07.12.2017)) | 17.02.20 | 17.02.2020 13:59 0495537 | 434756 |
| Turnier zum Laden (AB - 1-18 Haus Kambach) | 29.03.20 | 25.03.2020 18:46 0499059 | 215801 |
| Jugenderöffnung 2020 (1-9) | 04.04.20 | 28.02.2020 13:16 0492202 | 436562 |
| Senioren Meisterschaft 1. Tag - (Küssnacht 1-18) | 15.07.20 | 13.03.2020 15:00 0410054 | 437795 |
| Viererclubmeisterschaften (Elkofen, GC Schloss - 1-18) | 25.07.20 | 25.02.2020 17:37 0498831 | 436316 |

For most users, the list will show a slightly smaller number of tournaments, but you can also easily see which tournament has been made available to you. Note the „yellow color“, the tournament date, the date and time of the export, and you will quickly determine which tournament you want to import. Mark the tournament and click on **OK**.

There is an additional query regarding the course data since 2015. It is an advantage if you completely import the course data for other courses, but edit the data for your own course separately in a multi-course tournament.

Competition import

Decide whether you also want to import the location data contained in this tournament data.

The transfer time between holes is also included in the course data.

Load other clubs' course data, if available

Also overwrite this club's course data (ATTENTION-usually NOT)

Cancel

The tournament will then be imported and you will find it in your tournament list.



If your own course is part of the imported tournament, please enter it again (since you are not importing your own data)! This is the only way to ensure it's correctness! This also applies if your course is involved in a single round from a multi-round tournaments!

The import does not overwrite tournaments that are already in your internal list. The last status is shown in the list with a gray background, and can be used as an archive so that you can check it at any time.

Competition Datas - Select competition

Enter search-abbr.

| Date | Tournament | Hole | Competition | Player | Abbr |
|----------|-----------------------------|------|-------------|--------|-------|
| 04.07.17 | Tournament name | 54 | Single-Sta | 0/0 | 17004 |
| 25.11.17 | Club championship | 36 | Single-Sta | 5/0 | 17005 |
| 27.04.18 | 18002 | 18 | Single-Sta | 0/0 | 18002 |
| 27.04.18 | Opening tournament | 18 | Single-Sta | 1/0 | 18001 |
| 20.07.18 | 18003 | 18 | Single-Sta | 0/0 | 18003 |
| 09.08.18 | 18004 | 18 | Single-Sta | 0/0 | 18004 |
| 13.08.18 | 2 x 27 holes for 2 days | 72 | Single-Sta | 0/0 | 18005 |
| 26.09.18 | 18007 | 18 | Single-Sta | 0/0 | 18007 |
| 10.10.18 | Basic Tournament | 18 | Single-Sta | 1/0 | 18006 |
| 15.11.18 | Championship Nov 2018 | 18 | Single-Sta | 2/0 | 18008 |
| 26.11.18 | 18009 | 18 | Single-Sta | 0/0 | 18009 |
| 31.01.19 | Test Comp | 18 | Single-Sta | 0/0 | 19001 |
| 07.02.19 | Test Comp start Tee1&10 | 18 | Single-Sta | 0/0 | 19002 |
| 24.05.19 | 19003 | 18 | Scrambl-Sta | 1/0 | 19003 |
| 31.05.19 | test | 18 | Single-Sta | -1/0 | 19004 |
| 30.01.20 | PC CADDIE Cup powered by us | 18 | Single-Sta | 1/0 | 16008 |
| 17.02.20 | Steffis QeSC Wartemodus | 9 | Single-Sta | 0/50 | 20003 |
| 17.02.20 | Steffis QeSC Wartemodus | 18 | Single-Sta | 0/0 | 20005 |
| 25.03.20 | PC CADDIE Cup | 36 | Single-Sta | 9/0 | 20004 |

Buttons: OK, New (F9), Edit (F7), Delete (F5), Find, Continue (F3), Cancel

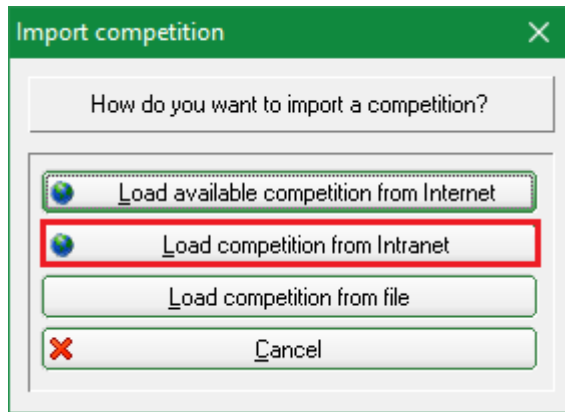
Import from the Intranet



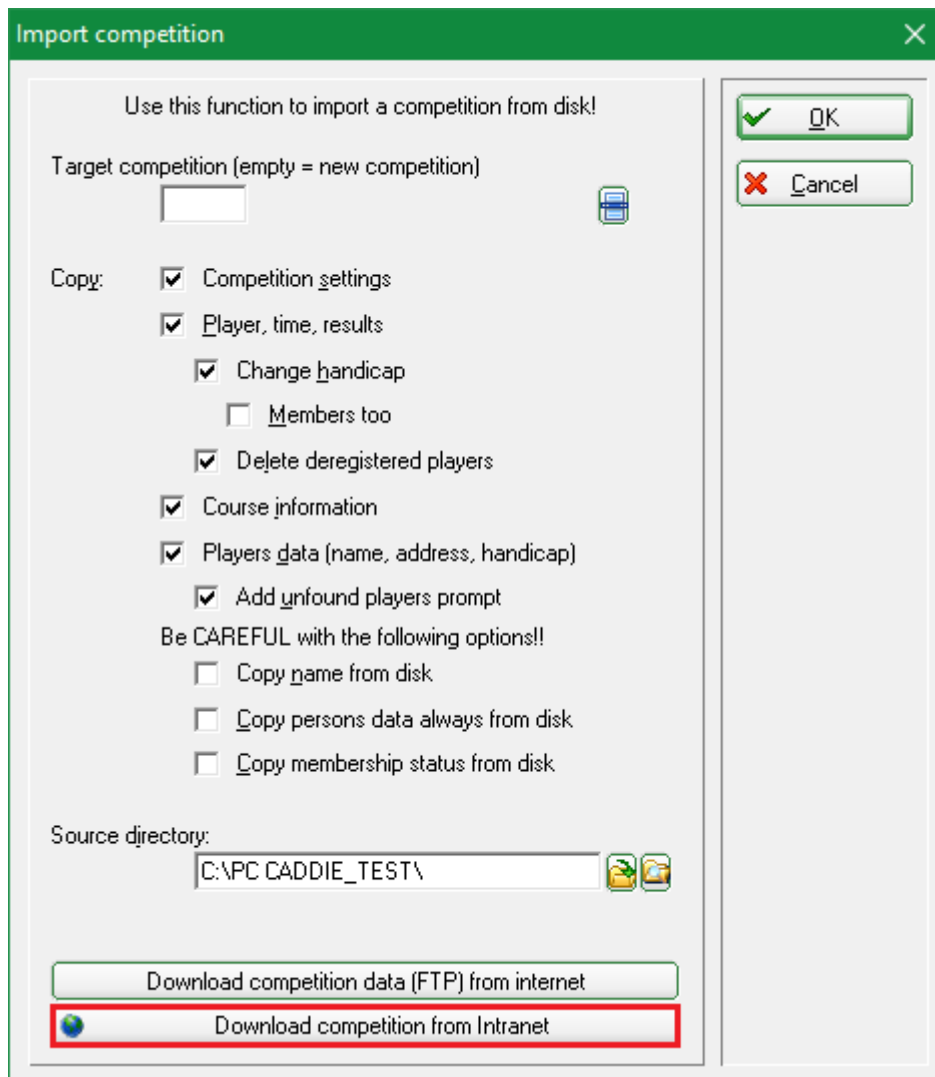
or

- In this case the exporting club uses another club management program.
- There is no international interface, the function can only be used within Germany or within Switzerland, i.e. both clubs (sender and recipient) must be in the same country.
- It is particularly important that the exporting club also stores YOUR CLUB NUMBER when exporting the tournament, i.e., the number of the club that is authorized to download the tournament from the intranet.
- If the club number is not stored, the tournament cannot be imported.
- It is also important that each new stand is then transferred back to the intranet by the sender (start list, result list, possibly start list of the second round, etc.).

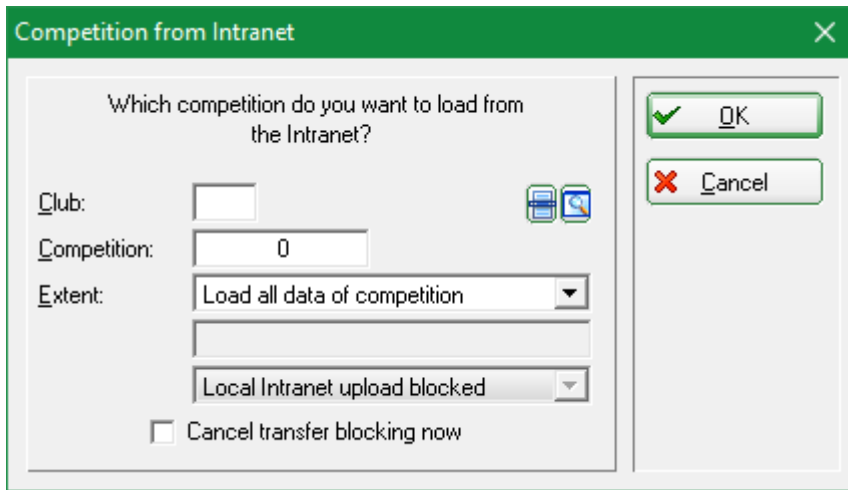
If you want to import a tournament uploaded to the INTRANET by a club using another club management software, you can do this via **Competition/Import tournament** and click on **Load competition from intranet**.



Continue with the **Download competition from intranet** button, from the bottom of the window.



You must enter the club number of the exporting club and the tournament ID in the following window. You can only request this from the exporting club. A tournament ID has 12 digits and looks like this: 490000353543 (49 is the country code for Germany)



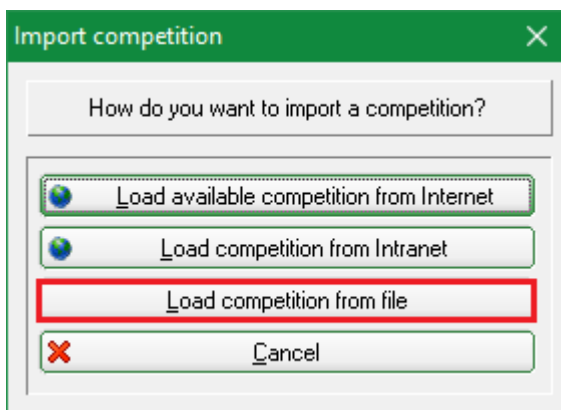
- Once the fields are filled, click **OK** to import the tournament.
- For tournaments from the intranet, the course data must also be loaded and entered separately: [Load course data](#)
- The sender club must transfer both the start list and the results list to the intranet so that the files on the intranet are also available for collection.

The prizes have to be revised after the import: [Prize categories](#)

Import from file

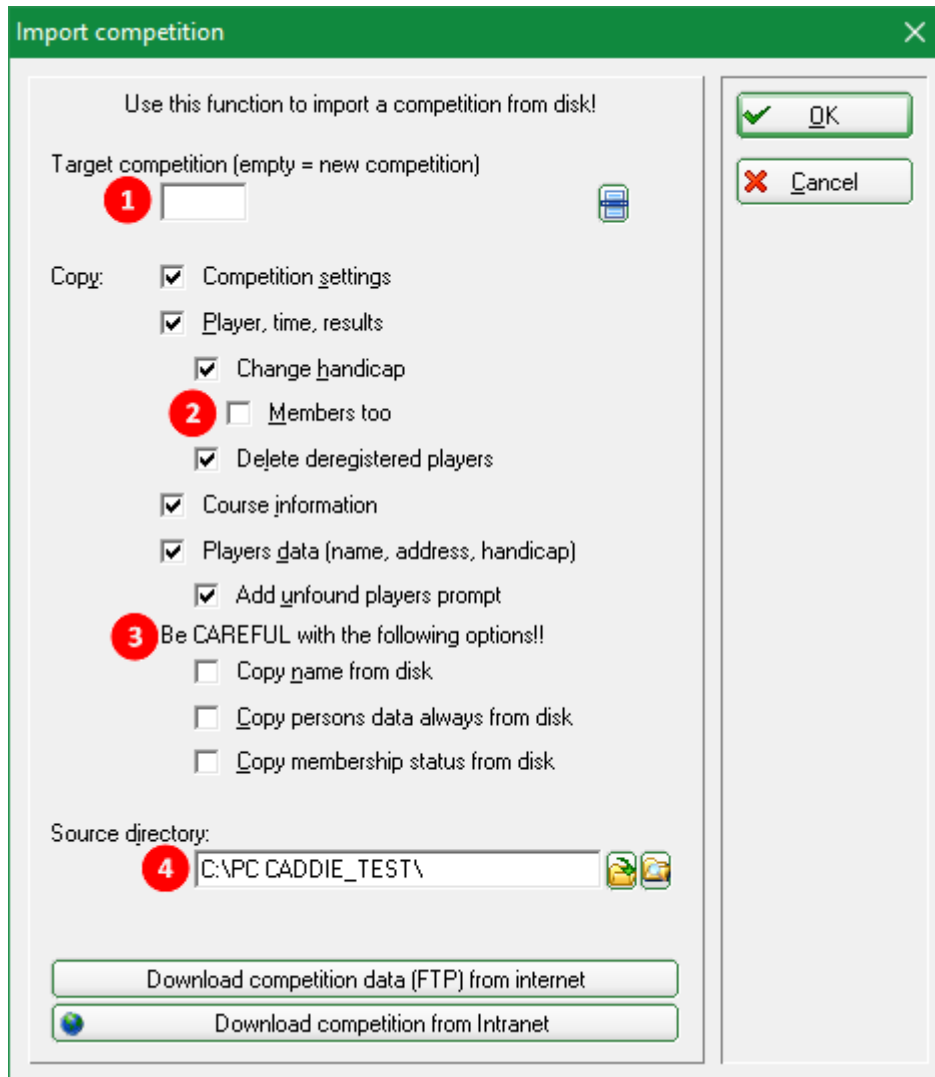
You can only import tournament files that were previously created with PC CADDIE.

If, from various reasons, you cannot use the **Import tournament from PC CADDIE Server** option, click on **Competition/Import tournament** and select **Import tournament from file**. You can read the file from a USB stick, or get it as an email attachment. Save the file on your PC.



Pay attention to the following:

1. If you select a tournament as the destination, it will be overwritten; if in doubt, leave the field empty - you will get the imported tournament as a NEW tournament.
2. The check-marks from the image are standard, and work for most cases.
3. Set no check-mark under „CAUTION“; ask PC CADDIE Support in case of doubt. Make a [Fast backup](#) beforehand.
4. Select the directory from which you want to import the tournament.



Click **OK**. Then you will find the tournament in your tournament list.