

PRO AM

Here, you can see an [Example of a description from 2014](#) for a PRO AM (in German).
Check to see which parts apply to your description, for example!




What is important for all of the following tips is that a pro also gets **a Pro in HCP** (and has no STV!)



You have to make sure that the tournament has 2 rounds, but with different participants in parts, for which certain players then get an overall score over 2 rounds (Pro over 36 holes). So that this can work, the tournament must be created as a 2-round tournament and exported to the club that is managing the 2nd round after the end of the 1st round. The **starting list must then be copied into the 2nd round**, and the necessary changes made only here.

This is the only way you can get matching score over 2 rounds!

Operation of the tournament

- Manage the 1st round in the 1st club as usual
- [Load](#) the starting list in the 2nd round! Select **Load players with flight division**
- Only remove players who have only played the 1st round now in the 2nd round and insert new players, that way, they get as many games as possible, if the players are still playing. 
This can still be done after exporting and importing the tournament to the next club.
- As soon as the 1st round is done, and you have transferred the players to the 2nd round, please [export](#) the tournament to the 2nd club.
- [Import](#) the intermediate results in the 2nd club.
- In the case there is another play change in the 2nd round, you can still manage this after exporting and importing, and adjust your starting list.
- Set the [Team score](#) for 2 rounds: **In the wizard, select: ProAm: Pro+2 best amateurs** in both rounds.
- It is important that the team numbers and team names are identical in both rounds; it is also important that you have loaded the starting list with the flight division from the 1st round to the 2nd round beforehand. This simplifies putting the teams together for the team scores in the end. It may be useful to manually adjust the teams (team numbers and team names), depending on how many player changes you had, and if several pros are playing for the same team.

Creating a tournament

Basic settings

Match type and scoring system

Set the tournament to „Singles“ and „HCP good:Stroke play - up: Stableford“ and manage the tournament as usual! The pros play stroke play and are also scored by the stroke play system.

In Austria, please use the „Finished combinations: Pro-Am“ option.

Competition data: Pro Am 2020 - 07.04.20 - Participants: 0 / Guests: 0

Name, Date, Course

Code 20008 Name Pro Am 2020

Holes 36 2nd Round

Date 07.04.20 08.04.20

Course 7737.1.1.2 18 holes, GC Owi Several courses in play

HCP limit of the tees Men --/--/--/ Ladies --/--/--/

Competition conditions

HCP limit... ..Entry ..Calculation Hcp factor

Playing form Single Details

Scoring Hcp good: Stroke play - up: Stable Limit Pro

Sum/Eclectic Accumulate / Add Information

Tie Most difficult/Easiest 9, 6, 3, 1

Blind hole No

Annual prize No Compet. text Pin positions

Intern/Guests Open Prizes/Categories Team scoring

Qualifying nicht vorgabenwirksam

project

New

Save (F11)

Delete (F5)

Copy from

Player

Scores

Print (F8)

Start fee

Transfer scores

Internet

Quit

Multiple courses in the tournament

Several courses per competition

Special course distribution requested:

Persons group: (neutral)

Course	1.Rd.	2.Rd.
Budersand, GC	2330.1	
GTC Morsum auf Sylt e.V.	2332.1	

Hcp von: Pro bis --

Buttons: OK, Cancel

HCP limits of the tees

Make sure that the set HCP limits of the tees are appropriate for every player:

Tees

Tee-off distribution for men:

- WHITE to: --
- YELL
- BLUE
- ORANGE
- all of the above

Tee-off distribution for women:

- BLUE to: --
- RED
- ORANGE
- all of the above

for year from: 1. Round

Activate the used tees, and, if necessary, enter an Hcp limit, otherwise the tees can only be selected manually

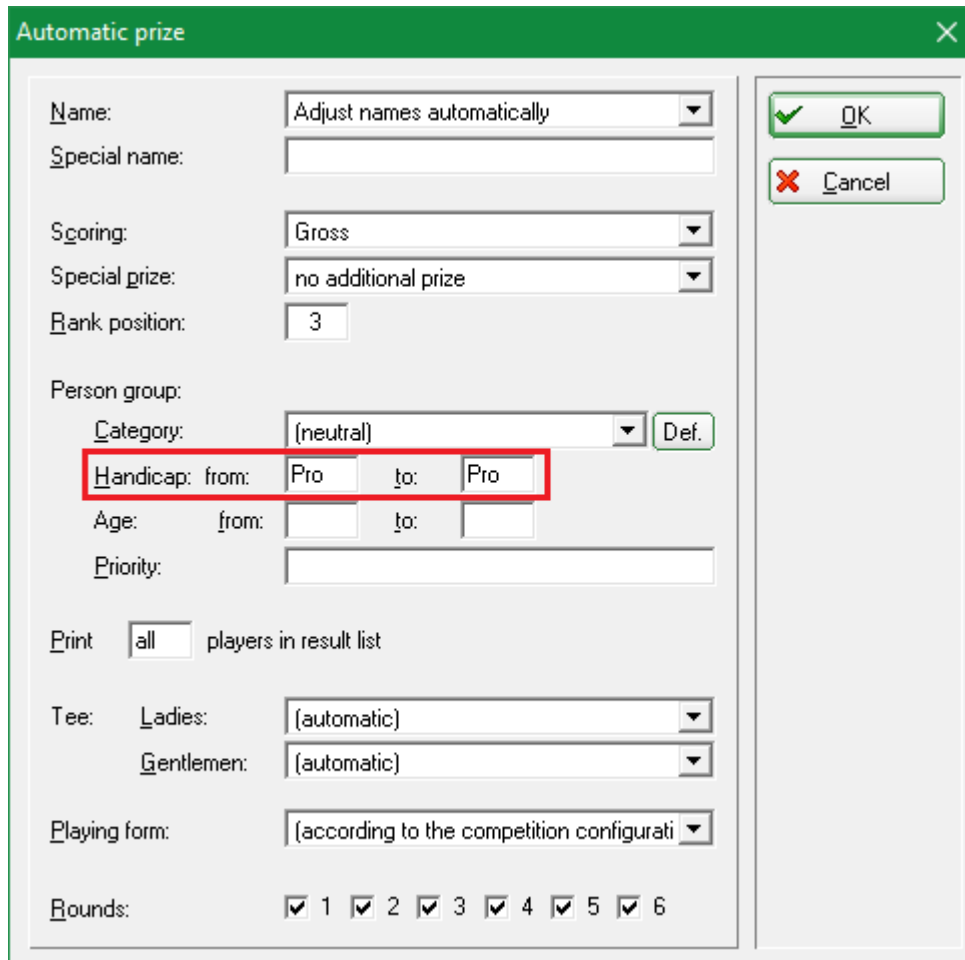
Information about special tees: Special

Buttons: OK, Cancel

Prize settings

Pros singles prizes

In Prizes/Categories, set the singles prize for the pros. The prize should look like this:



The screenshot shows the 'Automatic prize' dialog box with the following settings:

- Name: Adjust names automatically
- Special name: (empty)
- Scoring: Gross
- Special prize: no additional prize
- Rank position: 3
- Person group: (neutral) Def.
- Handicap: from: Pro to: Pro (highlighted with a red box)
- Age: from: (empty) to: (empty)
- Priority: (empty)
- Print: all players in result list
- Tee: Ladies: (automatic) Gentlemen: (automatic)
- Playing form: (according to the competition configurati)
- Rounds: 1 2 3 4 5 6

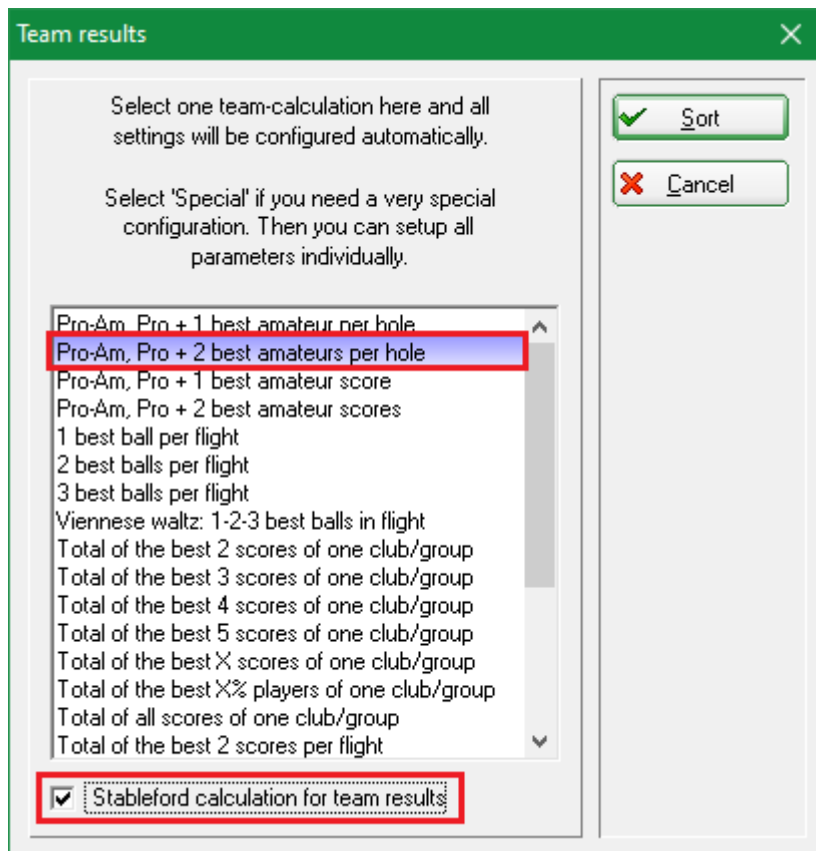
Setting team scores

It is important that team score is set the same for both rounds!

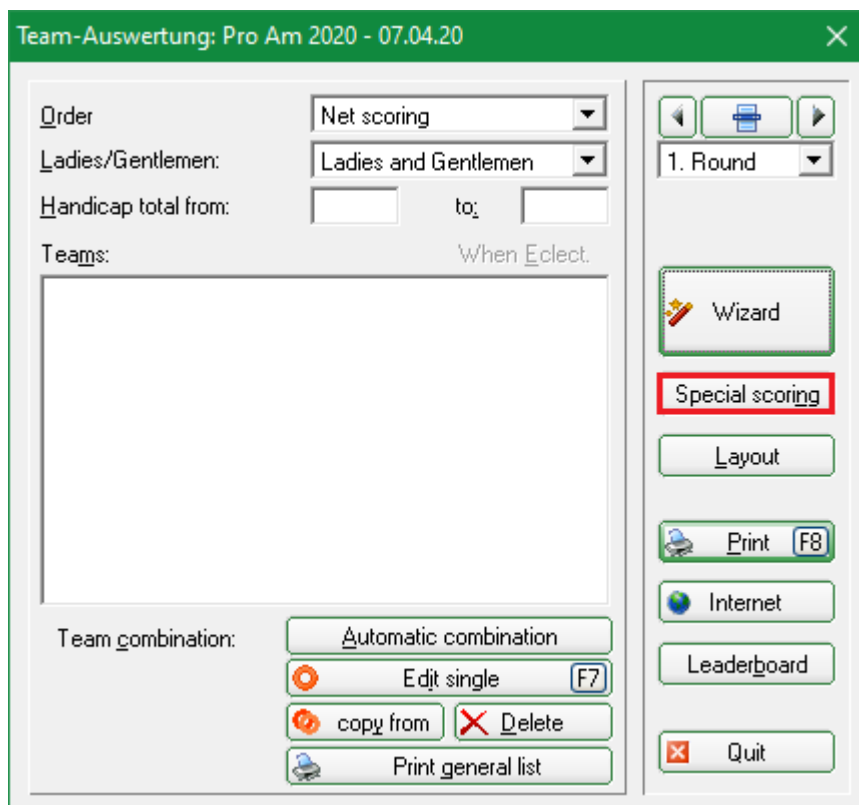
For the team score, select the following settings in round 1 as well as round 2 on the **Wizard** button. Let the team result be determined with Stableford so that the pros' stroke play results get converted.



Also pay great attention to the further notes in the following screenshots!



! Also, in the team score, select the following under **Special scoring** after the teams are put together:



Set the following setting and confirm with OK! Repeat this for both rounds, always after putting a team together with the wizard!

Define team scoring

Number of players with the status 'best only': 99
 ... Absolute number of best

Number of computed scores per hole (Eclectic): 1

Calculate the team results under STABLEFORD? Yes

Output the team result as AVERAGE RESULT? No

Presentation of the players: Export scores per hole

Evaluation of the rounds: Separate each round

Rounds scores side by side: Yes

OK Cancel

Printing team scores

You print the team score directly on the „Team score“ button. You print the 1st round as usual. The individual results for each hole are displayed. The results that count are presented **in bold**.

If you only want to print the team result for the 2nd round, untick the „Overall list“ box:

Team-Auswertung: Pro Am 2020 - 07.04.20

Order: Net scoring

Ladies/Gentlemen: Ladies and Gentlemen

Handicap total from: to:

Teams: When Eclect.

Team combination: Automatic combination
 Edit single (F7)
 Copy from Delete
 Print general list

2. Round
 Total list

Wizard
 Special scoring
 Layout
 Print (F8)
 Internet
 Leaderboard
 Quit

Team result on the Internet

If you want to present the team results **individually after each round** on the Internet, you can upload the PDFs of the team score of the individual rounds or copy the 2-round tournament into 2 individual tournaments at the end of the tournament to present the team scores of each individual round on the Internet.

If you activate the team results in the 2-round tournament for online presentation, the team results for both rounds are then combined.

In the match under **Internet**, you can decide if you want to present the team score on the Internet:

Intranet information (internal ID: 61)

Name: Pro Am 2020

Form: Single - Pros: Stroke play - Amateurs: Stable manually

Information | Categories | Number of players | Entry limits | Functions

Host: Club [dropdown] ID: [input]

Remark: [input]

Entry fee info: [input]

Start: Iee: [input] Iime: [input] o'clock

Display status: Entry, start and results lists [dropdown]

Team results: (do not show team scores) [dropdown]

Qualified electronic scorecard

Visible as of:

Entry list:	[input]	-7	-1	0	[input]	o'clock
Start list:	[input]	-2	-1	0	[input]	o'clock
Results:	[input]	0	+1	[input]	[input]	o'clock

Last performed: [input]

Check players and course in Intranet [button]

Publish entry list in Intranet [button]

Publish start list in Intranet [button]

Publish results in Intranet [button]

Open competition in Intranet [button]

Info text [button]

OK [button]

Copy [button]

Export [button]

Cancel [button]