

QeSc - Competitions with Qualified electronic ScoreCards

 **only for Germany**

+++++ UNDER CONSTRUCTION FOR WHS +++++

From 2020, the German Golf Association will offer electronic scoring with transfer of the results to the DGV service portal for licensed App providers. The newly created „extranet interface“ ensures that the transfer of the App is independent of the tournament software used in the club. The electronic scores are forwarded via the intranet interface to the tournament software. As soon as you call up the scores via the DGV service portal, they will be entered in the respective PC CADDIE competition results, and can be viewed.

The accreditation for the transfer of the scores is carried out by the player via the identification platform VERIMI. Further information on QeSC and digitization can be found at <https://www.golf-dgv.de>.

Important: The results are transferred automatically. PC CADDIE has no access and cannot provide support for entering and transferring data to the DGV Extranet.

A PC CADDIE software module is required for these functions.

Intranet communications service

For a constant up-to-date synchronization with the DGV intranet, it is advisable to set up the [INTRANET-SERVICE](#) (if not already installed).

This is particularly important so that you have a direct, smooth process with regard to QeSc!

QeSC role

To anticipate questions:

The only function of the QeSC is that the games with player and counter are sent from PC CADDIE to the INTRANET (extranet), and PC CADDIE only receives hole results from the intranet (extranet).

This means that you handle everything as usually (no return, disqualification, list of results, tournament conclusion, etc.)!

The procedure for a competition with QeSc

In normal operation, the process will be as automated as possible.

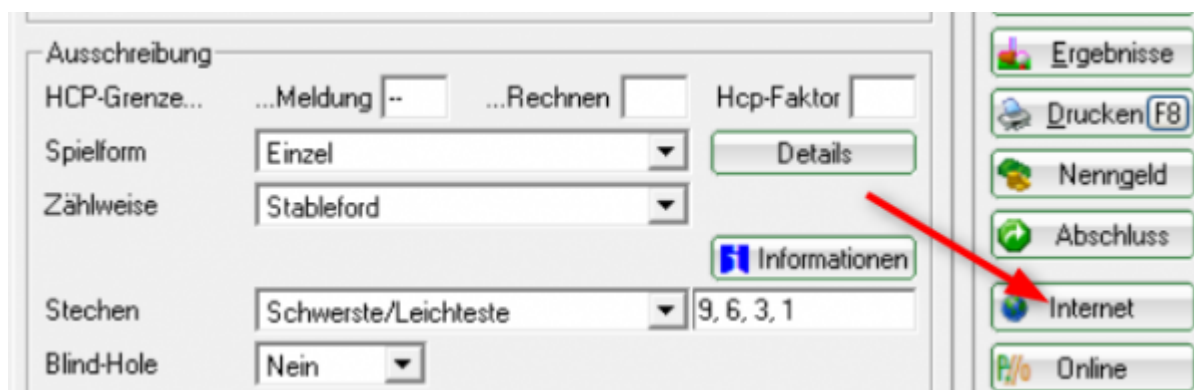
Consider the following sequences that occur during normal operation when you test QeSc!

Create a competition, publish it on the intranet and activate it for QeSc

As usual, you need:

1. first, the announcement
2. then set-up the competition as usual in PC CADDIE, make it visible in the DGV intranet, and additionally set whether the competition should be approved for QeSc:

As soon as you click the **Internet** button in the competition mask, you have the following options:





The screenshot shows the 'Ausschreibung' (announcement) form in PC CADDIE. The form includes fields for 'HCP-Grenze...', 'Spielform' (set to 'Einzel'), 'Zählweise' (set to 'Stableford'), 'Stechen' (set to 'Schwerste/Leichteste'), and 'Blind-Hole' (set to 'Nein'). A red arrow points to the 'Internet' button in the right-hand sidebar, which is highlighted. Other buttons in the sidebar include 'Ergebnisse', 'Drucken (F8)', 'Nenngeld', 'Abschluss', and 'Online'.

Intranet-Informationen (interne ID: 13572) ✕

Name:

Form: manuell

Informationen | Kategorien | Spielerzahl | Meldegrenzen | Funktionen

Ausrichter:  

Bemerkung:

Nenngeld-Info:

Start: Tee: Zeit: Uhr

Anzeige-Status:

Teamergebnisse:


Qualifizierte elektronische Scorekarte


Sichtbar ab: Meldeliste: Uhr


Startliste: Uhr


Ergebnisliste: Uhr


Zuletzt gestartet:











Please select „Qualified electronic scorecard“ and then **activate this function by ticking the box!**

Qualifizierte elektronische Scorekarte

Grundeinstellung:
 Für dieses Wettspiel die elektronische Scorekarte aktivieren

Status: Runde geschlossen

Referee-Name:

Referee-Telefon:

Scorekarten für alle Spieler neu hochladen

IDs für alle Spieler abrufen

Scores für alle Spieler abrufen

Nachricht versenden

OK

Abbruch

Important: publish start list

It is important that the start list is visible on the intranet! If there is a change to the start list, please transfer the start list before you transfer the scorecard information to the INTRANET (new requirement).

This is a prerequisite for the further steps!

Important: scorecard printing

With the scorecard printing (on paper or just screen printing) the intermediate times and counting information for the QeSc are created automatically! (This is an important point, because the scorecard printing also means that the start list will no longer be changed!)

The counter information must be active for the scorecard:

Scorekarten: 20050 - 03.09.20

Typ: 5: Scorekarte mit Rah

Reihenfolge: Start-Reihenfolge

Name: 20050 <DATUM>

Information: Einzel - Zählspiel/Höchstergebnis; 18 Löcher

Angaben

Startzeit Handicap Zähler Sollzeiten

Vorrundenergebnis: BRUTTO-Ergebnisse

Zeitbereich

von Loch: 1 0:00 Uhr

bis Loch: 19: 99:59 Uhr

1. Runde

It is no longer necessary to click on the internet again in the competition, then upload all scores to QeSc and click OK again, so that the information is sent to the DGV INTRANET.

This step is also automated in the update to the start of the 2020 season! This means that if you have printed the scorecards and the intranet service has been set up, all the necessary information about the games will be automatically transferred to INTRANET!

Qualifizierte elektronische Scorekarte

Grundeinstellung:

Für dieses Wettspiel die elektronische Scorekarte aktivieren

Status: Runde geschlossen

Referee-Name:

Referee-Telefon:

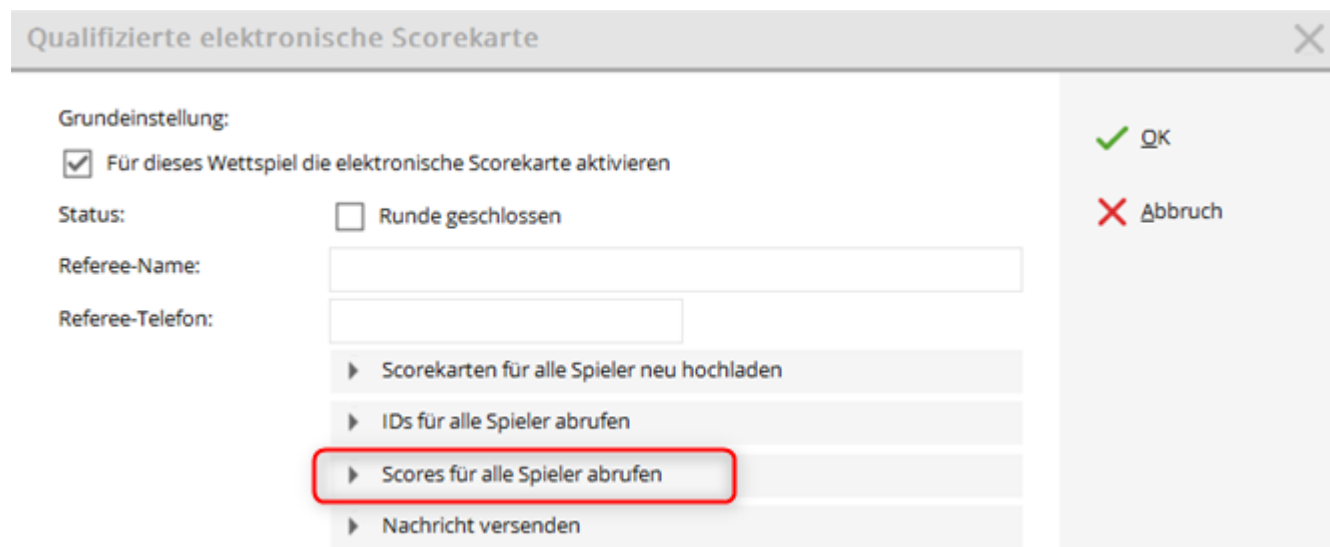
„Upload new scorecards for all players“ set directly in the tournament settings is only necessary in exceptional cases, for example, after changes to the games.

An automated upload for scorecard printing is done only once per competition! You have to trigger the transfer manually if you make any changes (also with the 2020 update!).

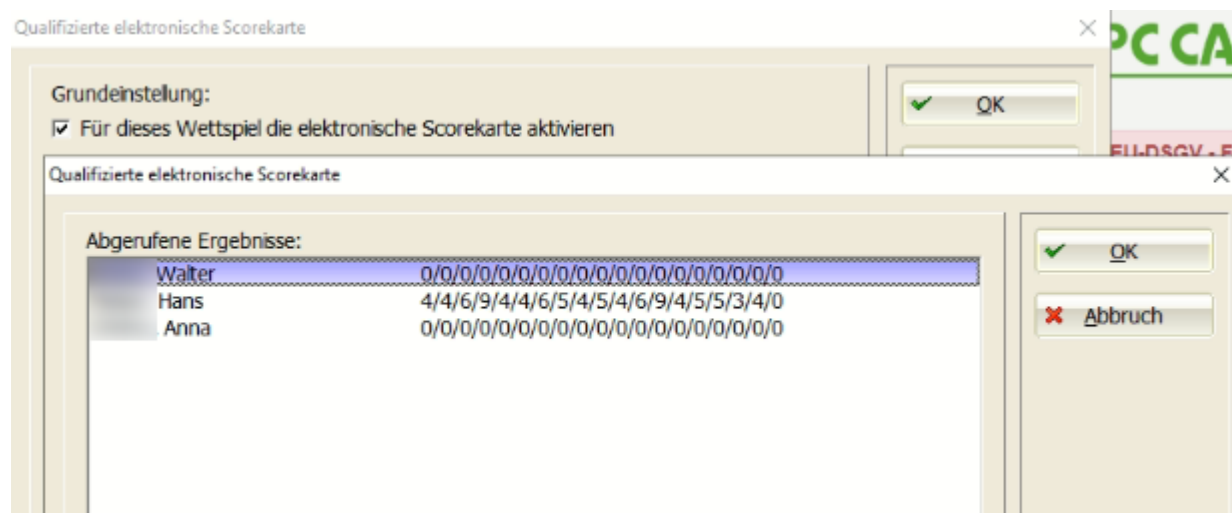
Load results

The results are loaded directly into the competition as soon as they are available on the intranet, if you have the [INTRANET-SERVICE](#) installed.

You can check which results were processed with QeSc:



Only 2 players were scored with QeSc for the following game!



View results individually

You have the option of clicking on the **electronic scorecard** directly when entering the results of the individual players ... this is rather unnecessary in normal operation.

Ergebnisse: TESTTURNIER - 13.02.19

PC CADDIE Gast D 18,9 /28

Ergebnis-Typ: Lochergebnisse

Loch	Par	WV	Score	Bru	Net	Loch	Par	WV	Score	Bru	Net
1.	5	//	11	0	0	10.	5	//	6	1	3
2.	3	//	5	0	2	11.	3	//	6	0	1
3.	4	//	4	2	4	12.	4	//	11	0	0
4.	4	//	5	1	3	13.	4	//	12	0	0
5.	4	//	8	0	0	14.	4	//	9	0	0
6.	4	/	9	0	0	15.	4	/	11	0	0
7.	4	/	8	0	0	16.	4	/	12	0	0
8.	3	/	19	0	0	17.	3	/	13	0	0
9.	5	/	4	3	4	18.	5	/	11	0	0
Out	36	14	73	6	13	In	36	14	91	1	4
138/76,5						Tot 72 28 164 7 17					

Strafschläge/Steichen Rechnen

Elektronische Scorekarte

1. Runde
Spieler: oly1
4 / 4

Ändern
Rückgängig
Teamwertung
Reset
Pers-Edt F7
Drucken F8
Vorlesen
Nächster F9
Leader F11
Ende

... and here the possibility to send the scorecard of a single player to the DGV-SERVICEPORTAL again, or to download only the results of this player from the DGV-SERVICPORTAL!

Finish round

As soon as you tick the „Closed round“, no further changes can be made via the INTRANET (app). You should close a round only after checking all the results.

Qualifizierte elektronische Scorekarte

Grundeinstellung:

Für dieses Wettspiel die elektronische Scorekarte aktivieren

Status:  Runde geschlossen

Referee-Name:


Referee-Telefon:


Scorekarten für alle Spieler neu hochladen

IDs für alle Spieler abrufen

Scores für alle Spieler abrufen

Nachricht versenden

 OK

 Abbruch

QeSC - RPR via the scorecard printing function

With the current PC CADDIE version, it is possible to check the box for „electronic scorecard“ when printing the RPR scorecard.

EDS for one player

You can read basic knowledge about the processing of the EDS under: [Score-Cards \(Extra-Day-Score\)](#).

Start via „Handicaps - Print EDS Scorecard“.

If you want to generate the QeSC for the EDS **for 1 player**, check the box **Electronic scorecard** box.

after confirming with „PRINT“, you will receive the following query and can decide here again whether it should be an EDS for 1 player or for players and counters:

In the following it is important that you also print the scorecard for the counter (even if you do not need it). The EXPORT fields for the DGV Extranet, which are necessary so that the counter can then confirm the player's score, can only be generated by printing the counter score card.

As soon as the scorecard is generated for the player, PC CADDIE automatically wants to print another scorecard.

Please PRINT!

EDS-Scorekarte - 21.07.20											
Heck, Axel (3,0)								GELB 1-18 GC Lindau GELB CR: 70.9 / Slope: 130			
15:00 Uhr						3					
Zeit	Loch	Weiss Herren	GELB Herren	BLAU Damen	ROT Damen	Vorg.-Vert.	Par	Spieler			kus6
	1	476	476	418	418	13	5				
	2	380	357	301	308	5	4			/	
	3	117	117	77	87	17	3				
	4	370	370	324	340	1	4	/		/	
	5	459									
	6	191									
	7	367									
	8	349									
	9	393									
	Out	3102									
18:00	10	144									
	11	480									
	12	304									
	13	150									
	14	387									
	15	441									
	16	215	208	144	159	6	3			/	

Drucken

Fax an SHRFAX

HP Deskjet 1220C an USB001

Microsoft Print to PDF an PORTPROMPT

Microsoft XPS Document Writer an PORTPROMPT

Layout: STANDARD Einstellungen

Übersetzung

Abstand gross

Abstand klein

Bildschirm...

Abstand gross

Abstand klein

Setup

Abbruch

Only after printing the 2nd scorecard can you end the process with **End!**

EDS-Scorekarte - 21.07.20

Kunz, Stefanie (4,9) ROT
1-18 GC Lindau
ROT CR: 72.3 / Slope: 128

15:00 Uhr 7

Zeit	Loch	Weiss Herren	GELB Herren	BLAU Damen	ROT Damen	Vorg.-Vert.	Par	Spieler	he1L		
	1	476	476	418	418	13	5				
	2	380	357	301	308	5	4	/			
	3	117									
	4	370									
	5	459									
	6	191									
	7	367									
	8	349									
	9	393									
	Out	3102									
18:00	10	144									
	11	480									
	12	304									
	13	150									
	14	387									
	15	441									
	16	215									
	17	294									
	18	362									
	In	2777									
	Out	3102									
	Tot.	5879									
	SR	130									
	CR	71.8									

EDS-Scorekarte

Typ: 4: Rahmen/Farbe

Titel: EDS-Scorekarte - <DATUM>

Info 1:

Info 2:

Platz: 8839.1.1.7 1-18 GC Lindau

Abschlag: Abschlag-Grenzen definieren

Spieler: kus6 Kunz, Stefanie

Abschlag: Abschlag automatisch wählen

mit Handicap-Verteilung

Zähler: he1L Heck, Axel

Abschlag: Abschlag automatisch wählen

Datum: 21.07.20 Zeit: 15:00 Uhr

Lochzahl: 18

Anzahl: 1 Scorekarte(n)

EDS: Extra-Day-Score

Für Spieler und Zähler erzeugen

Elektronische Scorekarte

Drucken F8
Auswurf
Einstellen
Ende

This overall procedure ensures that **ONLY a master sheet entry is generated for the player, in which the results can be loaded later.**

EDS for player and counter or for 2 players

Proceed as with EDS for 1 player but check **both check-boxes.**

Datum: Zeit: Uhr

Lochzahl:

Anzahl: Scorekarte(n)

EDS: Extra-Day-Score

Für Spieler und Zähler erzeugen

Elektronische Scorekarte

If you only ticked the second check-box, you will be asked again:

EDS-Scorekarte für Spieler und Zähler

Ein QeSC-Übertrag ist nur möglich für Spieler UND Zähler - also beide Personen!

Allerdings muss nicht für beide Spieler eine EDS-Registrierung erfolgen.

Print 2 scorecards as above -by selecting players and counters, master sheet entries are created for both players, in which the results can be loaded. The necessary fields for players and counters for the DGV Extranet are also generated in both combinations for both players.

Load QeSC results for EDS

The completely automatic processing is not possible, but you should at least see whether the results are complete!

However, if you only want to edit the EDS on a final reminder, you will be asked whether you want to load it. You can find basic information on entering results under [EDS results input](#).

Runde nicht abgeschlossen

Folgende Runden wurden noch nicht abgeschlossen:

14.04.20	Richter, Heike: EDS: Quickert, Rosemarie
----------	--

Elektronische Scorekarte

Sollen die Scores jetzt von der elektronischen Scorekarte geladen werden?

F12

You will also be asked if you alternatively edit the EDS entry directly in the master sheet:

Datum	WNSP	Exact	Bemerkung	Net./Pl.	Bru./Pl.
20.01.11		35,4	Neuaufnahme der Person		Vorgabenfestlegung
18.11.11		24,0			Vorgabenfestlegung
14.04.20		19,5			Vorgabenfestlegung
14.04.20	EDS	19,5	EDS: Quickert, Rosemarie		

Elektronische Scorekarte

Sollen die Scores jetzt von der elektronischen Scorekarte geladen werden?

20200414-18:04:03

► Scores jetzt laden

✗ Abbruch, Scores nicht laden

Ändern F7
Storno F5
Drucken F8
Ende

QeSC - RPR in a player and counter tournament

In order to be able to send the required fields to the DGV intranet, please create a competition for the EDS and proceed with the settings for the app as described above!

It is important that players and counters are grouped together in a game (flight) like in a competition, with a start time, and that you set the competition to „registered private rounds“ if HCP-relevant: Do not forget to upload the starting list to the Internet before generating the scorecards for QeSC!

Turnierdaten: - 28.01.20 - Teilnehmer: 0 / Gäste: 0

Name, Datum, Platz

Kürzel: 20002 Name: EDS für die APP

Lochzahl: 18 (36 -> 2 Runden, max. 108 -> 6 Runden)

Datum: 28.01.20

Platz: 7724.1.1.5 18 Loch Platz GC Orte **Mehrere Plätze im Turnier**

Hcp-Grenze der Abschläge: Herren /-/ /-/ /- Damen /-/ /-/ /-

Ausschreibung

HCP-Grenze... ...Meldung ...Rechnen Hcp-Faktor

Spielform: Einzel Details

Zahlweise: Stableford Informationen

Stechen: Schwerste/Leichteste 9, 6, 3, 1

Blind-Hole: Nein

Jahrespreiswirks.: Nein Ausschreib-Text Pjn-Positions

Intern/Gäste: Offen Preise/Kategorien Teamwertung

HCP-wirksam: EDS-Runden

Projekt, Neu, Sichern (F11), Löschen, Kopieren, Spieler, Ergebnisse, Drucken (F8), Nenngeld, Abschluss, Internet, Online, Ende

Internet - hide

Tip: If you do not want to display the EDS „tournaments“ on the INTERNET, you can still upload the start list. Use the setting **HIDE** under „Internet“.

Intranet-Informationen (interne ID: 13678)

Name: test 3 QeSc

Form: Einzel - Stableford; 18 Löcher manuel

Informationen Kategorien Spielerzahl Meldegrenzen Funktionen

Ausrichter: Club ID: 490001459733

Bemerkung:

Nenngeld-Info:

Start: Tee: Zeit: Uhr

Anzeige-Status: Turnier ausblenden

Teamergebnisse: (keine Teamwertung zeigen)

Qualifizierte elektronische Scorekarte

Sichtbar ab:	Meldeliste:	..	-7	-1	0	Uhr
	Startliste:	..	-2	-1	0	Uhr
	Ergebnisliste:	..	0	+1		Uhr

Zuletzt gestartet:

- Spieler und Platz per Intranet prüfen
- Meldeliste ins Intranet stellen
- Startliste ins Intranet stellen 26.05.20 16:04
- Ergebnisliste ins Intranet stellen
- Wettspiel im Intranet öffnen

Info-Texte

OK Kopieren F6 Parameter Export Abbruch

RPR conclusion in competition

If the COUNTER does not play an RPR and no results have been entered, you can start the conclusion of the RPR competition normally. The counter does not get an entry in the handicap sheet at the DGV without a result. Likewise, a counter does not get an entry if you set NOT ACTIVATED when entering the results.